



FOX IS COMING FOR STORYTIME! ENJOY THESE GAMES AND ACTIVITIES FOR ALL CHICKEES!

SCAVENGER HUNT

How many chickens can you find? You can hide little stuffed animals or figurines, or you could see how many chickens you can find in the pages of other books! Do you think you can find any foxes, too?

CHICKEE, CHICKEE, FOX!

It's a twist on DUCK, DUCK, GOOSE! Pick a person to be the first fox, with everyone else—the chickees!—sitting in a circle. The fox walks around the outside of the circle gently tapping each person and saying, “chickee” or “fox.” If they say “chickee” the person stays seated but once the person picks a “fox” the person picked has to chase the original fox back to the open spot in the circle. If they get tagged, they have to sit in the middle of the circle for one round. The new fox now gets to be the one who goes around tapping each chickee.

HIDE AWAY!

Once you've read *Fox is Coming!* and you know the big reveal, bring the game to storytime! If you've played enough traditional hide-and-seek, try a variation. Have one person run and hide while everyone else shuts their eyes. After 30 seconds, everyone has to go find the person hiding. But once you find the person hiding, you hide with them! Each time someone finds the group, they join the people hiding. The last person to find the group can be the first person to hide in the following round! And of course, make sure all little chickees have adult supervision for the game!



Art copyright 2024 © by Joe Kulka



Kids.JamesPatterson.com



There are eight chickees in the story, but how many chickees are in each group below?
Match the number to the correct clutches (a group of chicks)!

1




2




3



4



5




Art copyright 2024 © by Joe Kulka



Fox is coming! Can Fox make his way to find the chickens?
Wind your way around this maze and see if he can reach them.



START



Art copyright 2024 © by Joe Kulka

END





FOX IS COMING!

SPOT THE DIFFERENCE



Fox is coming! But can you tell the differences between these two pictures of Fox? There are five things that are different. Circle them when you find them!



ANSWERS: missing pink patch, missing overalls pocket, different handkerchief, different shirt, missing eyebrows

Art copyright 2024 © by Joe Kulka



Kids.JamesPatterson.com



Did you know you can draw a chick using basic shapes? It's easy!

1. Draw a big oval for the body. Draw a slightly smaller oval on top for the head.
2. A sideways triangle makes the beak!
3. Use two lines to create legs, and add three smaller lines at the end to make toes.
4. Add a small circle to the smaller oval for an eye, and a sideways "V" to the larger oval for a wing!

Draw your chick in the space below.



Art copyright 2024 © by Joe Kulka

