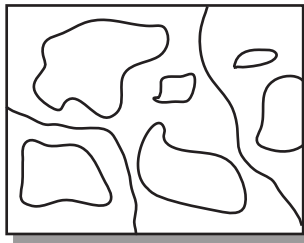




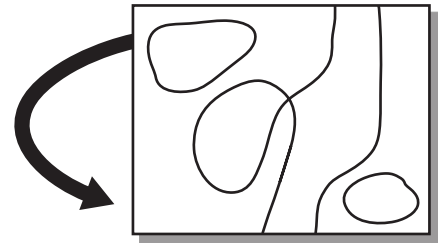
Everyone knows that the best place to create an Alternative Atlas is in the mind of a child, but do you have the true Atlas Gift? We'll soon find out, dear reader. Make brave your heart, wise your thoughts, clever your fingers. We're going in.



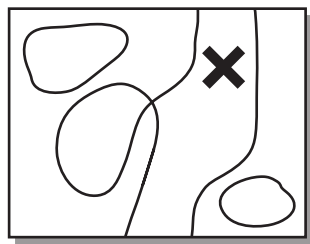
1. Find a suitable piece of paper for your map. It can be any color or size, but it must be ever so slightly see-through.



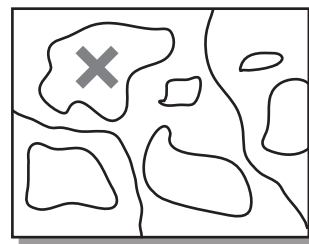
2. On one side, draw a map from your imagination. Make it somewhere delicious or somewhere awesome or somewhere gloomy.



3. Flip over the page and draw a map of somewhere real. It must be a place you know well –perhaps a spot in your home or school or garden.



4. This is the most important step. Put an 'X' somewhere on your map and make it dark enough to see from the other side.

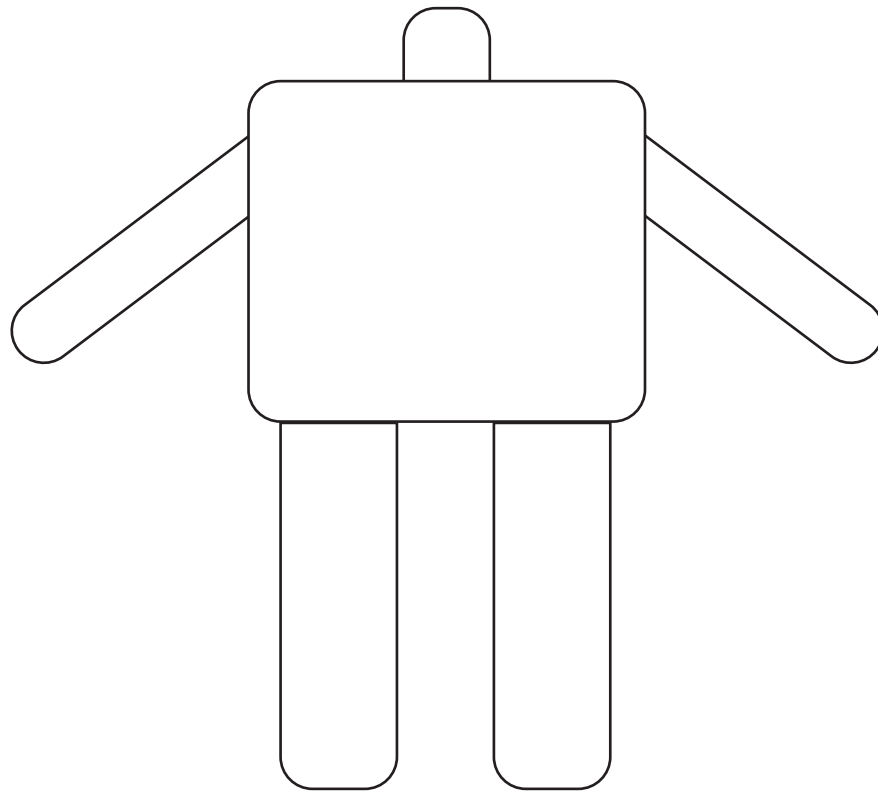


5. Test your map by traveling to the 'X' and looking for doors, cracks, and paths into your imagined world.

Only you can say whether it worked, but take care with your power, hero. Danger may be waiting on the other side.



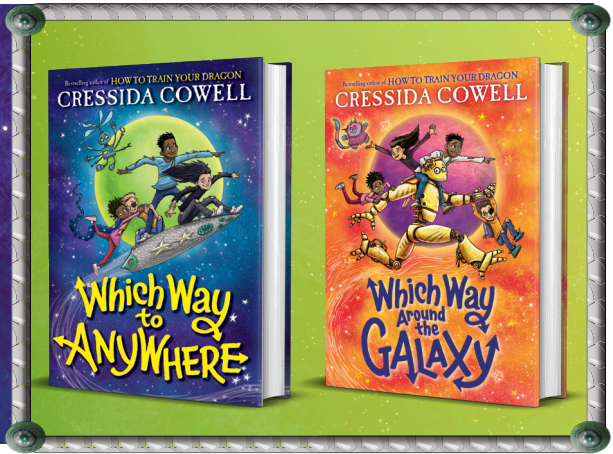
Robots come in all shapes, sizes, and with any kind of special power you can imagine! Use the page below to design the head, hands, and torso of your own robot. Your robot might shoot fire, fly with a propeller, or have poisonous creatures hidden in its chest.



Once your robot is ready for action, try writing or telling a story about your robot's journeys around the galaxy!

Which Way to ANYWHERE

Atlas Carrier Membership Card



Atlas Carrier Permit

This card is to certify that

(NAME)

is approved to carry and operate a legal
Alternative Atlas throughout the territories
overseen by the Universal Government



General

High Council Representative



✂ Please use with adult supervision



LITTLE, BROWN AND COMPANY
BOOKS FOR YOUNG READERS

| LBYR.com

Art copyright © 2023, 2024 by Cressida Cowell