



Skipper the seal is here to help you be your best self. It's time to be brave! Become proud of yourself and **Make Your Bed with Skipper the Seal!**

This kit has coloring pages and activities designed to test your nautical knowledge. Can you decode the secret messages? Do you have what it takes to look at pictures and spot the differences? All you need for this seal training is some crayons, markers, or a pencil and your best Navy Seal eye. Looking for more ideas?



No one seal can paddle alone, we all need someone in our lives. Grab your friends and join storytime together.

Skipper always starts the day with a perfectly made bed. Practice making your bed—and trying Skipper's other lessons—to make each day great!



The Navy Seals are strong as can be! Make sure to get some exercise everyday. Even just walking around the block helps clear your head and make you stronger!



LITTLE, BROWN AND COMPANY
BOOKS FOR YOUNG READERS

| LBYR.com

Art by Howard McWilliam



Skipper made friends in his training. To remind you that everyone needs their friends by their side, draw a picture of you and your best friend with Skipper. Don't forget to color it in!








Make Your Bed

with Skipper the Seal



SPOT THE DIFFERENCE



ANSWER KEY: 1. THE ANCHOR ON SKIPPER'S SHIRT IS MISSING. 2. THE SHIP IS RED. 3. A SEAGULL IS REMOVED. 4. THE ORANGE FISH BY SKIPPER DISAPPEARED. 5. THE SEAL WITH THE BLUE SHIRT NOW HAS AN ORANGE SHIRT.



LITTLE, BROWN AND COMPANY
BOOKS FOR YOUNG READERS

LBYR.com

Art by Howard McWilliam




























































Make Your Bed

with Skipper the Seal

DECODE

Each of the nautical flags represents a different letter of the alphabet. Solve the message below using the decoder key. Then you can draw your own flags to spell out your name or even secret messages to your friends!

									
_____	_____	_____	_____	_____	_____	_____			
									
_____	_____	_____	_____	_____	_____	_____			
									
_____	_____	_____	_____	_____	_____	_____	_____	_____	_____
									
_____	_____	_____	_____	_____	_____	_____			

A	B	C	D	E	F	G	H	I	J	K	L
											
M	N	O	P	Q	R	S	T	U	V	W	X
											
Y	Z										
											

Flags should spell out "Be proud. Be brave. Be hopeful. Be smart."



Make Your Bed

with Skipper the Seal







MATCHING GAME

INSTRUCTIONS:

- 1) Cut out the squares below along the dotted lines (or ask an adult to help!).
- 2) Flip all the pictures facedown on a table and mix them around.
- 3) With a friend, take turns flipping over squares to try and match two of the same picture.
- 4) Whoever has the most pairs at the end is the winner!

